


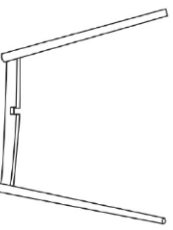
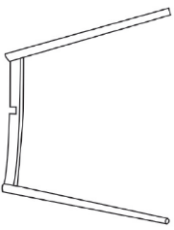
**BARKER AND
STONEHOUSE**

Emmett Dining Chair
Assembly instructions






Parts checklist

Please check you have all the parts listed below with your product.

<div>A</div> 	<div>B</div> 	<div>C</div> 
Seat	Leg	Leg
1pc	1pc	1pc

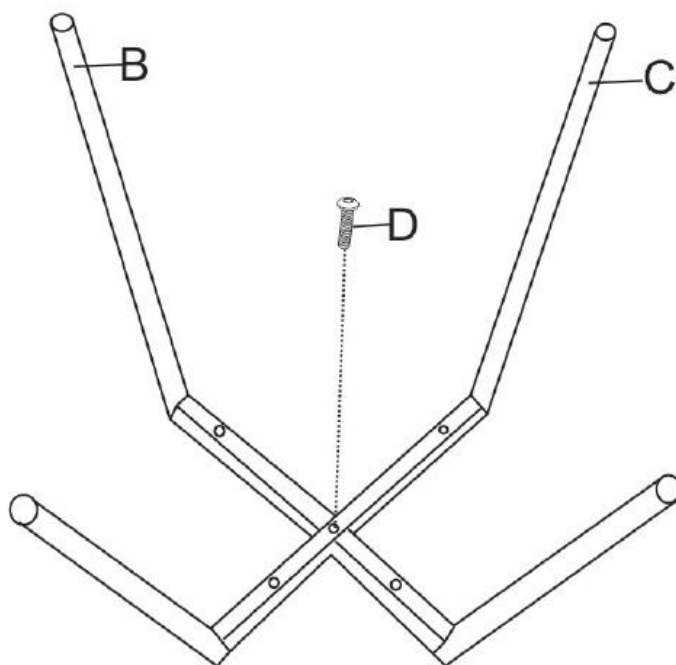
Fittings checklist

Please check you have all the fittings listed below with your product.

<div>D</div> 	<div>E</div> 	<div>F</div> 
M6x30mm Bolt	M6x50mm Bolt	Allen Key
1pc	4pc	1pc

Step 1

Position the legs (B&C) together as below and fasten with bolt (D).



Step 2

Position the legs onto the base of the seat (A) and attach using bolts (E).

