






**BARKER AND
STONEHOUSE**

Eloise Dining Chair
Assembly instructions




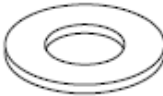

Parts checklist

Please check you have all the parts listed below with your product.

<div>A</div> 	<div>B</div> 	<div>C</div> 	<div>D</div> 
Front Leg	Leg	Leg	Seat
2pc	1pc	1pc	1pc

Fittings checklist

Please check you have all the fittings listed below with your product.

<div>E</div> 	<div>F</div> 	<div>G</div> 
M6x16mm Bolt	Washer	Allen Key
16pc	16pc	1pc

Step 1

Position seat (D) upside down and attach the relevant legs, front (A) and back (B & C) to the bottom of the seat using bolts (E) and washers (F).

