


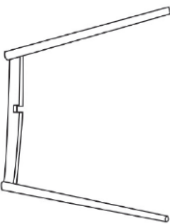
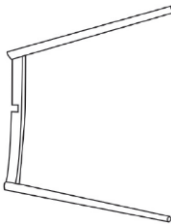
**BARKER AND
STONEHOUSE**

Beckton Dining Chair
Assembly instructions



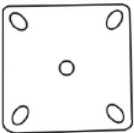





Parts checklist

Please check you have all the parts listed below with your product.

<div>1</div> 	<div>2</div> 	<div>3</div> 
Seat	Leg	Leg
1pc	1pc	1pc

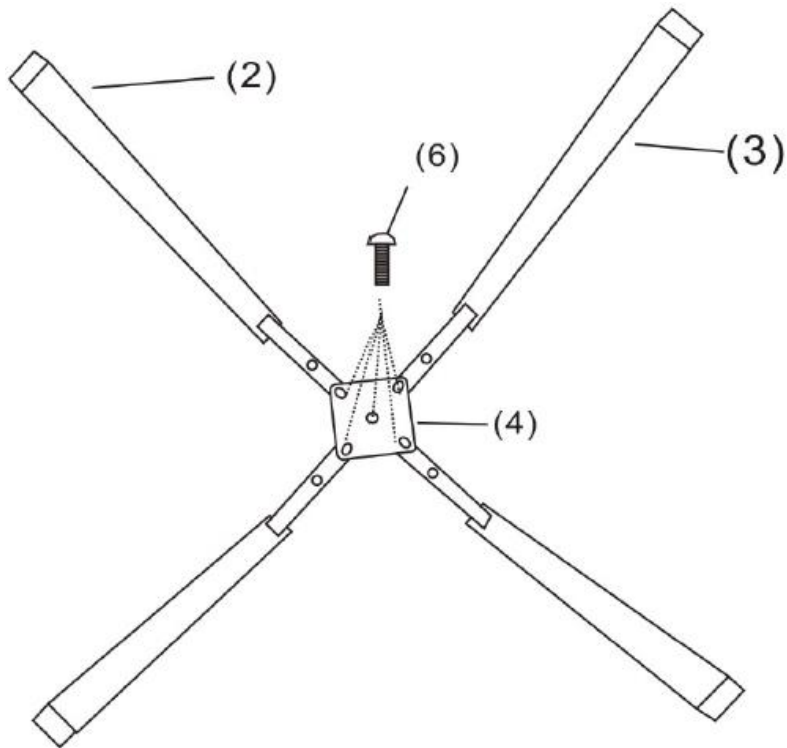
Fittings checklist

Please check you have all the fittings listed below with your product.

<div>4</div> 	<div>5</div> 	<div>6</div> 	<div>7</div> 	<div>8</div> 	<div>9</div> 
Bracket	Swivel Mechanism	M6x30mm Bolt	M6x20mm Bolt	M6x25mm Bolt	Allen Key
1pc	4pc	9pc	2pc	2pc	1pc

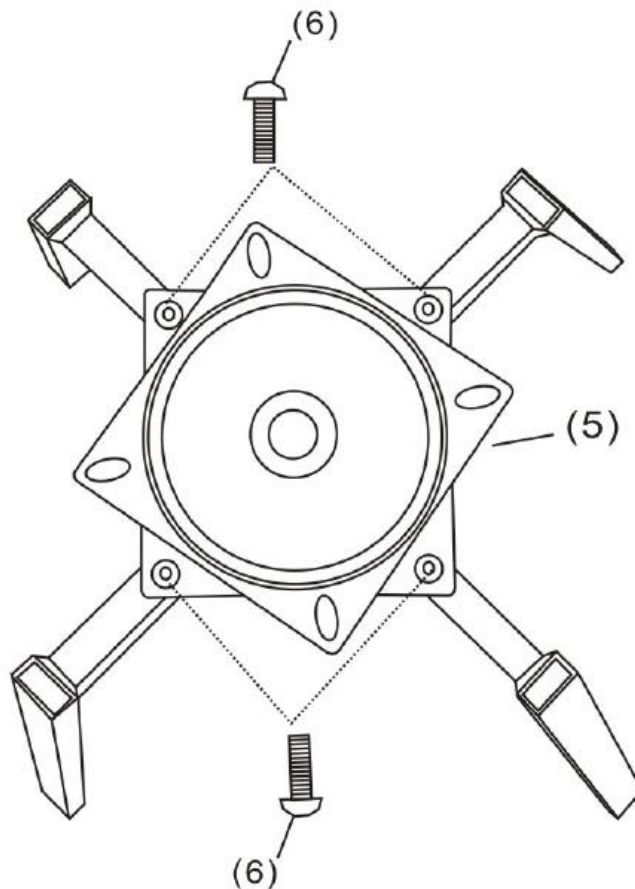
Step 1

Attach legs (2&3) to the bracket (4) as below, using 4x bolts (6).



Step 2

Sit the swivel mechanism (5) diagonally on top of the bracket (4) and secure it with 4x bolts (6).



Step 3

Position the seat (1) upside down and attach the base using bolts (7&8).

